




Puebla


Gobierno **Municipal**

INFORMES ANALÍTICOS DEL EJERCICIO DEL PRESUPUESTO DE EGRESOS

PERIODO: DEL 01 DE ENERO AL 30 DE JUNIO DE 2013


CAPÍTULO DE GASTO		PRESUPUESTO APROBADO	PRESUPUESTO APROBADO MODIFICADO (VIGENTE)	GASTO COMPROMETIDO	PRESUPUESTO DISPONIBLE PARA COMPROMETER	GASTO DEVENGADO	GASTO COMPROMETIDO NO DEVENGADO	PRESUPUESTO SIN DEVENGAR	GASTO EJERCIDO	GASTO PAGADO	DEUDA DEL EJERCICIO
10000	SERVICIOS PERSONALES	\$ 479,274,819.02	\$ 577,824,178.38	\$ 904,488,880.98	-\$ 326,664,702.60	\$ 516,972,215.92	\$ 387,516,665.06	\$ 60,851,962.46	\$ 516,972,215.92	\$ 512,116,843.79	\$ 4,855,372.13
20000	MATERIALES Y SUMINISTROS	\$ 83,887,200.39	\$ 70,789,734.04	\$ 143,781,013.48	-\$ 72,991,279.44	\$ 61,325,700.85	\$ 82,455,312.63	\$ 9,464,033.19	\$ 61,325,700.85	\$ 59,847,394.94	\$ 1,478,305.91
30000	SERVICIOS GENERALES	\$ 369,591,594.66	\$ 393,850,581.97	\$ 664,428,865.44	-\$ 270,578,283.47	\$ 318,168,467.83	\$ 346,260,397.61	\$ 75,682,114.14	\$ 317,713,539.03	\$ 316,691,403.99	\$ 1,477,063.84
40000	TRANSFERENCIAS, ASIGNACIONES, SUBSIDIOS Y OTRAS AYUDAS	\$ 258,251,784.21	\$ 307,733,358.21	\$ 327,257,562.25	-\$ 19,524,204.04	\$ 319,818,516.29	\$ 7,439,045.96	-\$ 12,085,158.08	\$ 319,818,516.29	\$ 319,818,516.29	\$ -
50000	BIENES MUEBLES, INMUEBLES E INTANGIBLES	\$ 10,070,594.92	\$ 49,895,007.52	\$ 64,299,787.46	-\$ 14,404,779.94	\$ 1,729,360.79	\$ 62,570,426.67	\$ 48,165,646.73	\$ 1,729,360.79	\$ 1,729,360.79	\$ -
60000	INVERSIÓN PÚBLICA	\$ 363,403,986.61	\$ 548,864,721.36	\$ 320,079,458.37	\$ 228,785,262.99	\$ 131,393,519.37	\$ 188,685,939.00	\$ 417,471,201.99	\$ 131,393,519.37	\$ 131,393,519.37	\$ -
90000	DEUDA PÚBLICA	\$ 92,376,347.33	\$ 92,376,347.33	\$ 84,411,911.40	\$ 7,964,435.93	\$ 84,411,911.40	\$ -	\$ 7,964,435.93	\$ 84,411,911.40	\$ 74,640,405.18	\$ 9,771,506.22
TOTAL		\$ 1,656,856,327.14	\$ 2,041,333,928.81	\$ 2,508,747,479.38	-\$ 467,413,550.57	\$ 1,433,819,692.45	\$ 1,074,927,786.93	\$ 607,514,236.36	\$ 1,433,364,763.65	\$ 1,416,237,444.35	\$ 17,582,248.10



CP. JOSÉ MANUEL JANEIRO FERNÁNDEZ
TESORERO MUNICIPAL


CP. MARIA ISABEL GARCIA RAMOS
DIRECTORA DE EGRESOS Y CONTROL PRESUPUESTAL

DEPENDENCIA	PRESUPUESTO APROBADO	PRESUPUESTO APROBADO MODIFICADO (VIGENTE)	GASTO COMPROMETIDO	PRESUPUESTO DISPONIBLE PARA COMPROMETER	GASTO DEVENGADO	GASTO COMPROMETIDO NO DEVENGADO	PRESUPUESTO SIN DEVENGAR	GASTO EJERCIDO	GASTO PAGADO	DEUDA DEL EJERCICIO
CABILDO MUNICIPAL	\$ 22,023,074.42	\$ 24,671,522.03	\$ 26,233,359.01	-\$ 1,561,836.98	\$ 24,957,832.48	\$ 1,275,526.53	-\$ 286,310.45	\$ 24,957,832.48	\$ 24,533,843.85	\$ 423,988.63
PRESIDENCIA MUNICIPAL	\$ 11,058,130.32	\$ 11,867,025.13	\$ 12,305,933.17	-\$ 438,908.04	\$ 12,152,732.06	\$ 153,201.11	-\$ 285,706.93	\$ 12,152,732.06	\$ 11,824,947.59	\$ 327,784.47
SINDICATURA MUNICIPAL	\$ 16,897,293.80	\$ 20,419,707.38	\$ 22,126,686.39	-\$ 1,706,979.01	\$ 17,730,270.05	\$ 4,396,416.34	\$ 2,689,437.33	\$ 17,730,270.05	\$ 17,421,783.85	\$ 308,486.20
SECRETARÍA DEL H. AYUNTAMIENTO	\$ 20,379,564.88	\$ 22,381,064.05	\$ 21,084,117.44	\$ 1,296,946.61	\$ 20,295,614.59	\$ 788,502.85	\$ 2,085,449.46	\$ 20,295,614.59	\$ 20,016,515.57	\$ 279,099.02
TESORERÍA MUNICIPAL	\$ 173,981,172.57	\$ 195,423,015.76	\$ 194,510,991.24	\$ 912,024.52	\$ 187,396,840.43	\$ 7,114,150.81	\$ 8,026,175.33	\$ 187,396,840.43	\$ 177,077,676.83	\$ 10,319,163.60
CONTRALORÍA MUNICIPAL	\$ 11,673,193.20	\$ 18,060,706.68	\$ 18,321,509.17	-\$ 260,802.49	\$ 13,864,097.83	\$ 4,457,411.34	\$ 4,196,608.85	\$ 13,864,097.83	\$ 13,653,361.32	\$ 210,736.51
COORDINACIÓN DE COMUNICACIÓN SOCIAL	\$ 26,956,870.76	\$ 67,387,070.52	\$ 122,398,282.74	-\$ 55,011,212.22	\$ 56,788,416.84	\$ 65,609,865.90	\$ 10,598,653.68	\$ 56,788,416.84	\$ 56,561,289.24	\$ 227,127.60
SECRETARÍA DE GOBERNACIÓN	\$ 36,468,127.26	\$ 40,441,077.47	\$ 41,473,816.55	-\$ 1,032,739.08	\$ 40,685,936.31	\$ 787,880.24	-\$ 244,858.84	\$ 40,685,936.31	\$ 40,223,381.16	\$ 462,555.15
SECRETARÍA DE DESARROLLO SOCIAL Y PARTICIPACIÓN CIUDADANA	\$ 22,770,679.04	\$ 32,872,318.76	\$ 38,516,566.53	-\$ 5,644,247.77	\$ 32,510,365.18	\$ 6,006,201.35	\$ 361,953.58	\$ 32,510,365.18	\$ 32,216,282.25	\$ 294,082.93
INSTITUTO DE LA JUVENTUD DEL MUNICIPIO DE PUEBLA	\$ 5,758,292.51	\$ 6,215,792.51	\$ 7,450,569.17	-\$ 1,234,776.66	\$ 7,450,569.17	\$ -	-\$ 1,234,776.66	\$ 7,450,569.17	\$ 7,450,569.17	\$ -
SECRETARÍA DE DESARROLLO URBANO Y OBRAS PÚBLICAS	\$ 402,294,759.21	\$ 595,811,768.32	\$ 387,017,046.40	\$ 208,794,721.92	\$ 196,670,307.68	\$ 190,346,738.72	\$ 399,141,460.64	\$ 196,670,307.68	\$ 195,963,677.96	\$ 706,629.72
SECRETARÍA DEL MEDIO AMBIENTE Y SERVICIOS PÚBLICOS	\$ 254,891,008.80	\$ 265,697,473.63	\$ 298,244,976.25	-\$ 32,547,502.62	\$ 200,616,555.33	\$ 97,628,420.92	\$ 65,080,918.30	\$ 200,305,011.81	\$ 199,623,321.55	\$ 993,233.78
SECRETARÍA DE DESARROLLO ECONÓMICO Y TURISMO	\$ 28,230,234.15	\$ 27,031,065.03	\$ 27,984,093.95	-\$ 953,028.92	\$ 26,483,363.70	\$ 1,500,730.25	\$ 547,701.33	\$ 26,483,363.70	\$ 26,035,088.17	\$ 448,275.53
SECRETARÍA DE ADMINISTRACIÓN Y TECNOLOGÍAS DE LA INFORMACIÓN	\$ 237,163,068.22	\$ 297,624,550.54	\$ 769,405,346.16	-\$ 471,780,795.62	\$ 202,346,055.89	\$ 567,059,290.27	\$ 95,278,494.65	\$ 202,202,670.61	\$ 201,494,197.90	\$ 851,857.99
SECRETARÍA DE SEGURIDAD PÚBLICA Y TRÁNSITO MUNICIPAL	\$ 193,630,501.31	\$ 203,253,146.68	\$ 313,389,122.84	-\$ 110,135,976.16	\$ 185,863,108.85	\$ 127,526,013.99	\$ 17,390,037.83	\$ 185,863,108.85	\$ 184,165,792.54	\$ 1,697,316.31
SISTEMA MUNICIPAL DIF	\$ 37,292,100.89	\$ 37,437,583.89	\$ 37,537,490.89	-\$ 99,907.00	\$ 37,537,490.89	\$ -	-\$ 99,907.00	\$ 37,537,490.89	\$ 37,537,490.89	\$ -
ORGANISMO OPERADOR DEL SERVICIO DE LIMPIA	\$ 109,980,388.00	\$ 109,980,388.00	\$ 102,653,488.00	\$ 7,326,900.00	\$ 102,653,488.00	\$ -	\$ 7,326,900.00	\$ 102,653,488.00	\$ 102,653,488.00	\$ -
COORDINACIÓN GENERAL DE TRANSPARENCIA	\$ 1,867,597.03	\$ 2,144,717.26	\$ 2,464,381.28	-\$ 319,664.02	\$ 2,186,944.97	\$ 277,436.31	-\$ 42,227.71	\$ 2,186,944.97	\$ 2,155,034.31	\$ 31,910.66
INSTITUTO MUNICIPAL DE ARTE Y CULTURA DE PUEBLA	\$ 11,762,611.40	\$ 9,365,111.40	\$ 14,502,687.38	-\$ 5,137,575.98	\$ 14,502,687.38	\$ -	-\$ 5,137,575.98	\$ 14,502,687.38	\$ 14,502,687.38	\$ -
INSTITUTO MUNICIPAL DE PLANEACIÓN	\$ 12,510,327.72	\$ 12,450,327.72	\$ 11,977,617.86	\$ 472,709.86	\$ 11,977,617.86	\$ -	\$ 472,709.86	\$ 11,977,617.86	\$ 11,977,617.86	\$ -
INSTITUTO MUNICIPAL DEL DEPORTE DE PUEBLA	\$ 9,267,331.65	\$ 18,298,496.05	\$ 16,649,396.96	\$ 1,649,099.09	\$ 16,649,396.96	\$ -	\$ 1,649,099.09	\$ 16,649,396.96	\$ 16,649,396.96	\$ -
INDUSTRIAL DE ABASTOS PUEBLA	\$ 10,000,000.00	\$ 22,500,000.00	\$ 22,500,000.00	\$ -	\$ 22,500,000.00	\$ -	\$ -	\$ 22,500,000.00	\$ 22,500,000.00	\$ -
TOTAL	\$ 1,656,856,327.14	\$ 2,041,333,928.81	\$ 2,508,747,479.38	-\$ 467,413,550.57	\$ 1,433,819,692.45	\$ 1,074,927,786.93	\$ 607,514,236.36	\$ 1,433,364,763.65	\$ 1,416,237,444.35	\$ 17,582,248.10


CLASIFICACIÓN ADMINISTRATIVA GOBIERNO: 3 SECTOR PÚBLICO MUNICIPAL, FINANCIERO: 3.1 SECTOR PÚBLICO NO FINANCIERO, SECTOR: 3.1.1 GOBIERNO GENERAL MUNICIPAL, SUBSECTOR: 3.1.1.1 GOBIERNO MUNICIPAL, ENTE: 3.1.1.1.1 ORGANO EJECUTIVO MUNICIPAL



CP. JOSÉ MANUEL JANEIRO FERNÁNDEZ
TESORERO MUNICIPAL


CP. MARÍA ISABEL GARCÍA RAMOS
DIRECTORA DE EGRESOS Y CONTROL PRESUPUESTAL



PROGRAMA		PRESUPUESTO APROBADO	PRESUPUESTO APROBADO MODIFICADO (VIGENTE)	GASTO COMPROMETIDO	PRESUPUESTO DISPONIBLE PARA COMPROMETER	GASTO DEVENGADO	GASTO COMPROMETIDO NO DEVENGADO	PRESUPUESTO SIN DEVENGAR	GASTO EJERCIDO	GASTO PAGADO	DEUDA DEL EJERCICIO
01	SECTOR SALUD	\$ 41,556,436.17	\$ 65,857,411.88	\$ 68,455,885.43	-\$ 2,598,473.55	\$ 58,518,009.89	\$ 9,937,875.54	\$ 7,339,401.99	\$ 58,518,009.89	\$ 58,518,009.89	\$ -
02	DESARROLLO URBANO	\$ 46,881,066.67	\$ 99,737,953.74	\$ 72,552,376.70	\$ 27,185,577.04	\$ 59,857,641.87	\$ 12,694,734.83	\$ 39,880,311.87	\$ 59,857,641.87	\$ 59,496,353.71	\$ 361,288.16
03	SERVICIOS MUNICIPALES	\$ 415,912,287.26	\$ 470,792,308.81	\$ 499,016,525.59	-\$ 28,224,216.78	\$ 343,736,009.17	\$ 155,280,516.42	\$ 127,056,299.64	\$ 343,424,465.65	\$ 342,990,150.21	\$ 745,858.96
04	ECOLOGÍA	\$ 14,097,500.12	\$ 17,682,514.92	\$ 14,236,533.51	\$ 3,445,981.41	\$ 6,881,716.25	\$ 7,354,817.26	\$ 10,800,798.67	\$ 6,881,716.25	\$ 6,881,716.25	\$ -
05	EDUCACIÓN	\$ 18,828,797.38	\$ 22,511,075.65	\$ 26,745,262.89	-\$ 4,234,187.24	\$ 22,081,662.80	\$ 4,663,600.09	\$ 429,412.85	\$ 22,081,662.80	\$ 22,060,444.98	\$ 21,217.82
06	SEGURIDAD PÚBLICA	\$ 191,271,925.28	\$ 189,111,754.31	\$ 278,619,621.18	-\$ 89,507,866.87	\$ 181,340,922.39	\$ 97,278,698.79	\$ 7,770,831.92	\$ 181,340,922.39	\$ 179,806,127.75	\$ 1,534,794.64
07	FORTALECIMIENTO DE LA HDA. PÚBLICA	\$ 328,290,448.06	\$ 472,971,605.10	\$ 510,627,120.78	-\$ 37,655,515.68	\$ 343,812,358.99	\$ 166,814,761.79	\$ 129,159,246.11	\$ 343,668,973.71	\$ 330,935,749.46	\$ 12,876,609.53
08	TRANSFERENCIAS ANUALES	\$ 3,326,700.99	\$ 3,750,847.25	\$ 3,751,732.14	-\$ 884.89	\$ 3,707,420.81	\$ 44,311.33	\$ 43,426.44	\$ 3,707,420.81	\$ 3,670,075.03	\$ 37,345.78
09	OBRA PÚBLICA	\$ 277,114,802.46	\$ 302,495,286.14	\$ 126,238,021.99	\$ 176,257,264.15	\$ 53,420,515.83	\$ 72,817,506.16	\$ 249,074,770.31	\$ 53,420,515.83	\$ 53,226,641.33	\$ 193,874.50
10	GESTIÓN MUNICIPAL	\$ 78,112,007.16	\$ 193,828,758.09	\$ 250,634,885.62	-\$ 56,806,127.53	\$ 135,027,024.39	\$ 115,607,861.23	\$ 58,801,733.70	\$ 135,027,024.39	\$ 134,684,935.01	\$ 342,089.38
11	ADMINISTRACIÓN GUBERNAMENTAL	\$ 1,559,264.60	\$ 1,182,722.83	\$ 1,205,501.51	-\$ 22,778.68	\$ 855,501.51	\$ 350,000.00	\$ 327,221.32	\$ 855,501.51	\$ 855,501.51	\$ -
12	FOMENTO AL DESARROLLO	\$ 27,746,388.68	\$ 26,091,270.36	\$ 26,504,221.17	-\$ 412,950.81	\$ 25,514,370.92	\$ 989,850.25	\$ 576,899.44	\$ 25,514,370.92	\$ 25,298,503.98	\$ 215,866.94
13	SERVICIOS DE MANTENIMIENTO	\$ 802,867.53	\$ 25,632,281.60	\$ 22,985,669.34	\$ 2,646,612.26	\$ 22,275,596.76	\$ 710,072.58	\$ 3,356,684.84	\$ 22,275,596.76	\$ 22,275,596.76	\$ -
14	DESARROLLO SOCIAL	\$ 24,211,199.29	\$ 29,073,599.46	\$ 33,966,267.35	-\$ 4,892,667.89	\$ 30,558,455.08	\$ 3,407,812.27	\$ 1,484,855.62	\$ 30,558,455.08	\$ 30,357,782.24	\$ 200,672.84
15	OBLIGACIÓN MUNICIPAL	\$ 187,144,635.49	\$ 120,614,538.67	\$ 573,207,854.18	-\$ 452,593,315.51	\$ 146,232,485.79	\$ 426,975,368.39	\$ 25,617,947.12	\$ 146,232,485.79	\$ 145,179,856.24	\$ 1,052,629.55
TOTAL		\$ 1,656,856,327.14	\$ 2,041,333,928.81	\$ 2,508,747,479.38	-\$ 467,413,550.57	\$ 1,433,819,692.45	\$ 1,074,927,786.93	\$ 607,514,236.36	\$ 1,433,364,763.65	\$ 1,416,237,444.35	\$ 17,582,248.10


CP. JOSÉ MANUEL JANEIRO FERNÁNDEZ
TESORERO MUNICIPAL


CP. MARÍA ISABEL GARCÍA RAMOS
DIRECTORA DE EGRESOS Y CONTROL PRESUPUESTAL